



World Wide Equipment

“WWE 212”

Pontoon crane barge 6-point mooring

These barges are specially designed for heavy duty cranes from 55 to 600 ton


General		
Year Built	: 2011	PT. Natwell Shipyard
Flag	: Singapore	
Class	: Germanischer Lloyd	
Length	: 64.008m/ 210ft	m/ ft
Breadth	: 21.34m / 70ft	m/ ft
Depth empty	:	m/ ft
Depth loaded	: 4.27m / 14	m/ ft
Deck loading	: 20	t / m ²
DWT	: 3500	Ton



Figure: WWE 212. Deck strength 20T/m²

Deck Equipment		
Anchors	: 6 x delta flippers: 3500 KG each	
Winch	: 6x1 drum 25T.	
6 x universal roller fairleads for	: 40 mm wire	
Transver bulkheads	: 7	

Navigation light	:	Solar powered
Winch speed	:	10/ 14 m/min
Winch Power	:	72 HP
6 x Horizontal deck sheaves for	:	40 mm wire
Longitudinal Bulkhead	:	2
Mooring bollards	:	8x double bits



Miscellaneous deck equipment, such as:

- Barge master office, store, crew accommodation, galley, toilet, fuel tank and water tank.
- Diesel driven generator set approximately ~50 KVA, light mast with fittings.
- Boom support for crawler crane and wooden planking in way of crane position on deck, hand railing all around deck.
- One lot safety equipment consisting of life rafts, life buoys, life jackets, fire extinguishers etc. all in accordance Singapore standards.
- One portable fire fighting pump.

6 point mooring system consisting of:

- 6 no. 1 drum hydraulic winches.
Capacity each drum 600 metre of 34mm wire rope, certified line pull 25 tons.
- 6 Nos. of 3.5 ton Delta Flipper anchors all fitted with our suitable buoys, fairleads, sheaves, rollers and anchor pendant wire.

Particulars are believed to be correct but not guaranteed. Owners reserve the rights to amend the specifications without notifications.
Particulars are entirely without warranty as to correctness and interested parties must inspect vessel's certificates, drawings or physical inspection of vessel.

World Wide Equipment is Member of the Van Es Holding Group of Companies



www.worldwideequipment.nl

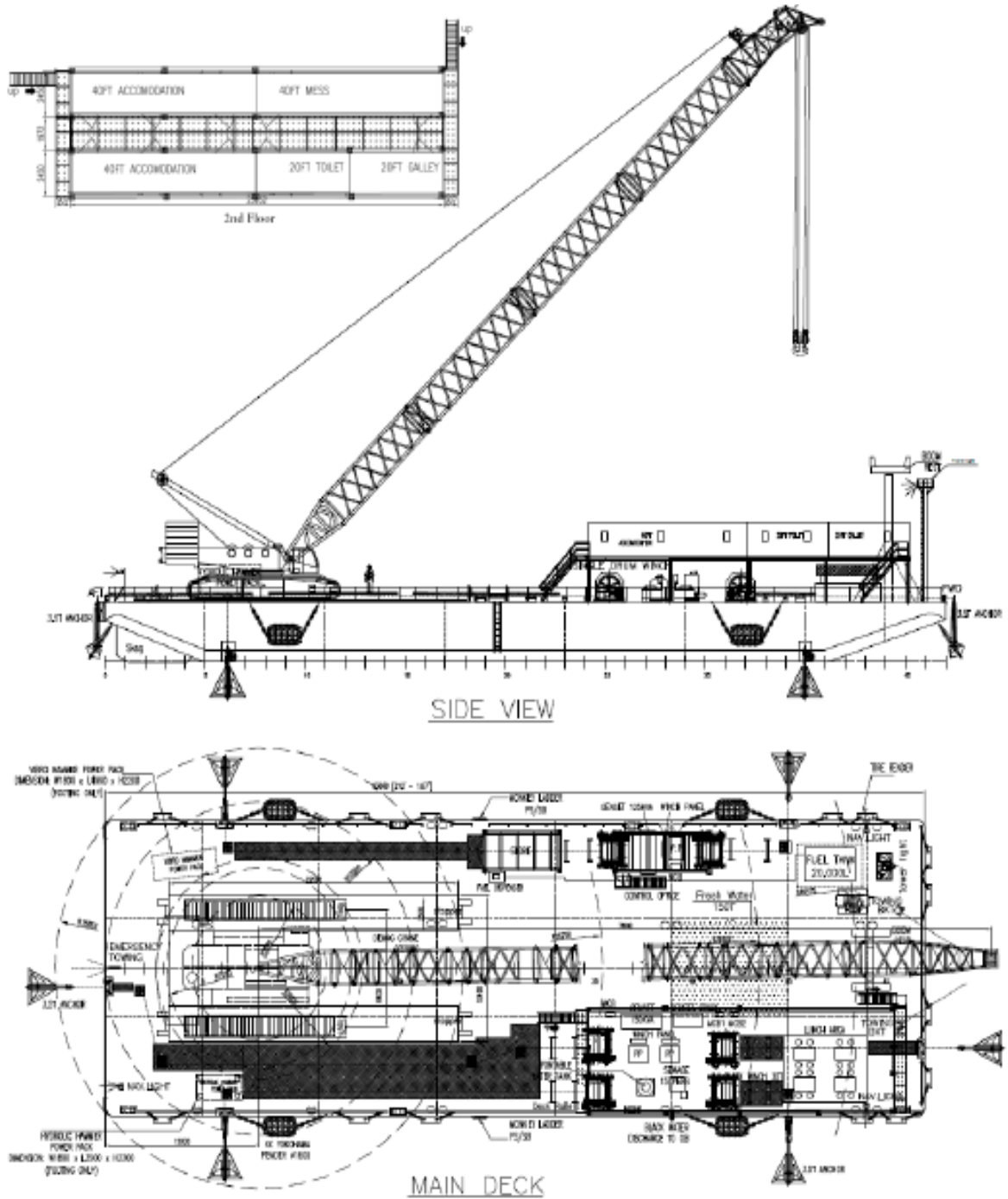


World Wide Equipment

“WWE 212”

Pontoon crane barge 6-point mooring

These barges are specially designed for heavy duty cranes from 55 to 600 ton



Particulars are believed to be correct but not guaranteed. Owners reserve the rights to amend the specifications without notifications. Particulars are entirely without warranty as to correctness and interested parties must inspect vessel's certificates, drawings or physical inspection of vessel.

World Wide Equipment is Member of the Van Es Holding Group of Companies



www.worldwideequipment.nl




World Wide Equipment

“WWE 212”

Pontoon crane barge 6-point mooring

These barges are specially designed for heavy duty cranes from 55 to 600 ton



Particulars are believed to be correct but not guaranteed. Owners reserve the rights to amend the specifications without notifications. Particulars are entirely without warranty as to correctness and interested parties must inspect vessel's certificates, drawings or physical inspection of vessel.

World Wide Equipment is Member of the Van Es Holding Group of Companies



www.worldwideequipment.nl